

CONTATTO

TYPE:

PROJECT NAME:

design Gianfranco Marabese 2015
engineering Andrea Zandonà

Sistema d'illuminazione innovativo per ricerca e tecnica avanzate, che applica spot alle strutture, attraverso calamite, nelle versioni sospensione, parete, terra e incasso. Lo spot, a forma sferica, ruota all'interno di due metalli paralleli che fungono da contatto elettrico e da struttura. L'assenza di fili permette libertà di applicazione degli spot per quantità e posizionamento. L'uso di LED di ultima generazione e gli spot con frontale telescopico, creano coni di luce variabili da 20° a 40° di grande efficienza luminosa.

Materiali: metallo

Finiture: spot anodizzato nero o alluminio naturale, struttura verniciato nero opaco o bianco

Fonte luminosa: LED 4,2W 12V 3000°K

Innovative lighting system for research and advanced technical, which applies spot on the structures through magnets.

Available as suspension, wall, floor and recessed versions. The spot, spherical, rotates inside two parallel metals which act as electrical contact and structure. The absence of wires allows freedom of application of the spots for quantity and positioning. The use of latest generation LED and the telescopic spots create a variable from 20° to 40° cones of lights with a high luminous efficiency.

Materials: metal.

Finishes: anodized black or natural aluminium spot, black or white mat painted structure.

Light source: LED 4,2W 12V 3000°K.

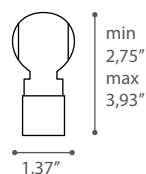
* AGGIUNGERE GLI SPOT ALLE STRUTTURE MULTIPLE: C1, C2, F1, C3, C6

* ADD THE SPOTS TO THE MULTIPLE STRUCTURES: C1, C2, F1, C3, C6

Installation Note 1: models W1 W2 and C5 comes with a backplate to cover a standard octagon junction box

Installation Note 2: models C3 C4 require remote driver installation

Spot



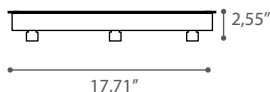
C4#

Soluzione ad incasso
Recessed solution

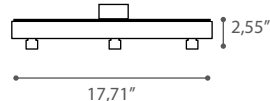


C3##

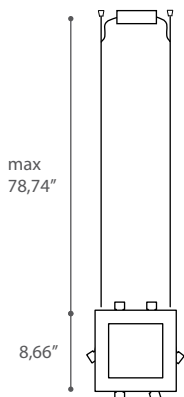
Soluzione ad incasso
Recessed solution



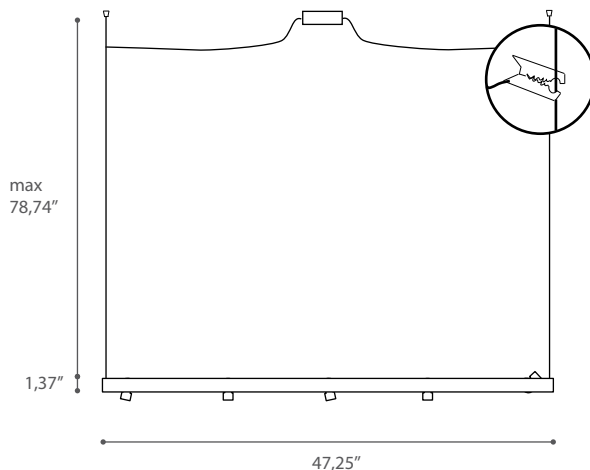
C6*



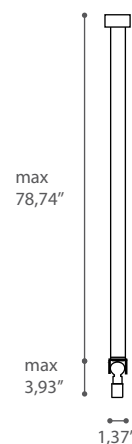
C1*



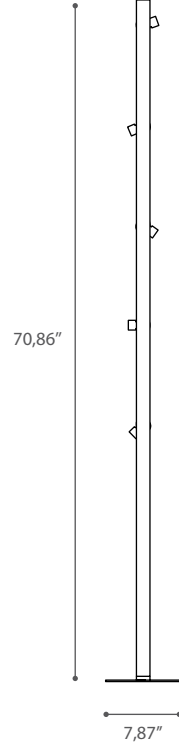
C2*



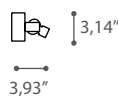
C5



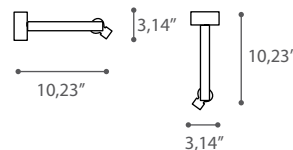
F1*



W1



W2



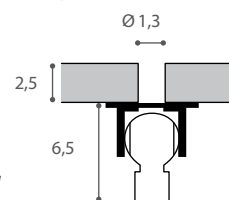
SPECIFICATION SHEET

Spot

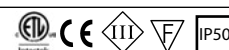
LED 4,2W 12V 450lm 3000°K **A+** min. 20° max 40°

- C1** solo struttura per 6 spot, trasformatore incluso/only structure for max 6 spot, driver included
- C2** solo struttura per max 5 spot, trasformatore incluso/only structure for max 5 spot, driver included
- C5** sospensione singola, alimentatore incluso/ suspended single lamp's spot, driver included
- F1** solo struttura per max 5 spot, trasformatore incluso/only structure for max 5 spot, driver included
- C6** solo struttura per max 3 spot, trasformatore incluso/only structure for max 3 spot, driver included
- C3** solo struttura ad incasso per max 3 spot, trasformatore non incluso/only recessed structure for max 3 spot, driver not included
- W1** parete corta, alimentatore e spot inclusi/short wall lamp, spots and driver included
- W2** parete lunga, alimentatore e spot inclusi/long wall lamp, spots and driver included
- C4** incasso singolo, spot incluso, alimentatore non incluso/ single recessed lamp, one spot included, driver not included

#C3/C4



Soluzione ad incasso
Recessed solution





Spot in dimensione reale. Lunghezza variabile da 7 a 10 cm
La telescopicità del frontale consente di variare il cono di luce
da 20° a 40°

*Spot in real dimensions. Variable length from 2,75" to 3,93"
Telescopic front allows to change di angle's cone
from 20° to 40°*

