

POLLICINO

TYPE:

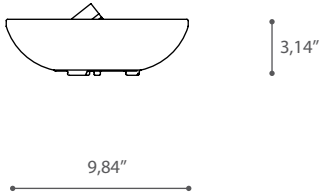
PROJECT NAME:

design Giordana Arcesilai 2007


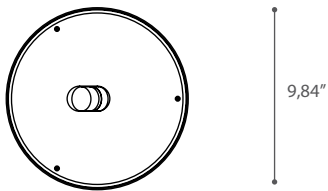
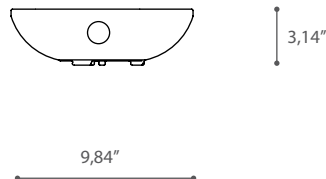
Pollicino nasce come segna-passo e luce d'accento orientabile per evidenziare alberi, sculture, architetture. Non deve essere incassato nel terreno, solo appoggiato e utilizzato singolarmente o collegato in sequenza, in modo facile e sicuro. L'installazione non fissa consente di variare l'illuminazione a seconda delle necessità. Può essere impiegato anche in interno, come luce di cortesia per la notte o di accento per le piante domestiche. Struttura: fusione in alluminio naturale o verniciato bronzo, chiusura superiore in metacrilato bianco. Spot a doppio Led bianco/bianco, blu/blu, bianco/blu, bianco/ambra, ambra/ambra.

Pollicino borns to be used as steps' sign and as swinging lamp to emphasize trees, sculptures, architectures. You have only to put it on the floor without setting it and can be use singularly or joined in sequence in a easy and safe way. The movable installation permits to change the lighting as per your needs. Can be used also on the inside as courtesy light by night or as lighting accent by the indoor plants. Structure: natural aluminium fusion or bronze painted, upper cover shade in white metacrylic. Double LED white/white, blue/blue, white/blue, white/ambre, ambre/ambre.

F1/F2



F3/F4



SPECIFICATION SHEET

Installation note: please note LED driver require remote installation

- F1 2 LED 350mA 1W cad. **A+** Vedere collegamenti e alimentatori pag. 244/ links and converters on page 244
- F2 2 LED 350mA 1W cad. **A+** Vedere collegamenti e alimentatori pag. 244/ links and converters on page 244
- F3 2 LED 350mA 1W cad. **A+** Vedere collegamenti e alimentatori pag. 244/ links and converters on page 244
- F4 2 LED 350mA 1W cad. **A+** Vedere collegamenti e alimentatori pag. 244/ links and converters on page 244

